

#UREADYKIDSCAMP

U READY KIDS CAMP



**FREE AT HOME
SUMMER CAMP**

SENSORY PLAY, ARTS + CRAFTS, BOOKS,
ONLINE RESOURCES + MORE!

SESSION 2-JULY 2020

BEACH

JULY 13-17, 2020

Our second week of July is all about the beach! We are learning about all things ocean, sand and sea creatures. Get a little taste of the shore even if you can't make it there in person!



1 OCEAN PUPPET SHOW

2 BEACH PLAY DOUGH PUZZLE

3 SAND CASTLE SENSORY

4 RECYCLED FISH CRAFT

5 OCEAN POTIONS

6 SAND ART ALPHABET

7 MIXED-MEDIA BEACHES

BEACH

WEEKLY PLANNER

JULY 13-17, 2020

M

BOOK: _____

T

BOOK: _____

W

BOOK: _____

Th

BOOK: _____

F

BOOK: _____

BEACH

JULY 13-17, 2020

OCEAN PUPPET SHOW



MATERIALS:

- Puppet theater, table or cardboard box with a hole cut out of it
- Stuffed animals, puppets or sea creature cut outs glued to popsicle sticks

WAYS TO PLAY:

- Perform a puppet show
- Retell a story about sea creatures using puppets
- Create your own sea creature puppets
- Design a sign or a flyer for your puppet show

BEACH PLAY DOUGH PUZZLE



MATERIALS:

- Kinetic Sand or Play Dough
- Sea Shells
- [Optional] Plastic beach animals, sticks, rocks, wooden letters, "treasures"


WAYS TO PLAY:

- Press objects into sand/play dough + set aside for your little one to find
- Create their own puzzles
- Stamp beach-themed vocabulary into the sand/dough
- Free play with sand/dough + loose parts

BEACH

JULY 13-17, 2020

SAND CASTLE SENSORY



MATERIALS:

- Sensory table or large plastic bin
- Kinetic Sand or beach sand
- Sand tools, small buckets, castle molds or cups
- Seashells and other nature objects
- [Optional] Small dolls or figurines, flags + other castle decorations

WAYS TO PLAY:

- Scoop + pour
- Build a sand castle + decorate
- Do this activity outside in the sand box or at the beach
- Small world play

RECYCLED FISH CRAFT



MATERIALS:

- Plastic water bottle (remove label)
- Paint
- Glue or Glue dots
- [Optional] googly eyes, sharpies or chalk markers, scissors, stapler, ribbon


WAYS TO CREATE:

- Squirt two colors of paint in bottle
- Add a tiny bit of water into the bottle
- Put the cap back on tightly and shake.
- Draw eyes or stick google eyes on the top sides of the bottle with glue or glue dots. Draw scale designs and gills.
- Crinkle and twist the bottom part into a tail, or make cuts on sides +bottom + staple closed. Add ribbon if desired.

BEACH

JULY 13-17, 2020

OCEAN POTIONS




MATERIALS:

- Sensory table or large plastic bin
- Jars, bottles, bowls
- Oil, Vinegar, Baking Soda, Ice, Salt
- Medicine droppers
- Food Coloring
- [Optional] Plastic fish, water beads

WAYS TO PLAY:

- Pour, scoop
- Experiment with fizzy chemical reactions, mixing color, ice melting, buoyancy
- Make sensory "calm down" bottles
- Add water beads or plastic fish
- Add shells or sand

SAND ART ALPHABET



MATERIALS:

- Alphabet printable
- Glue
- Q-tip
- Sand or salt (natural or colored)

WAYS TO PLAY:

- Trace the letters in glue + sprinkle salt/sand over the letters
- Use a dropper to add watercolor watercolor to plain salt/sand letters
- Draw one large letter on a paper for younger children
- Use finger, q-tip, paintbrush or glue bottle to apply glue

BEACH

JULY 13-17, 2020

MIXED-MEDIA BEACHES

MATERIALS:

- Sandpaper or brown Kraft paper
- White Paper
- Oil, water + food coloring
- Baking tray
- Glue
- Seashells or shells cut out of paper

DIRECTIONS:

- Fill a shallow tray with water + blue food coloring. Stir in a few drops of oil to create a marbling effect.
- Press paper gently onto the top of tray. Lift and repeat with another paper.
- Let dry.
- Tear marbled papers into strips.
- Glue sandpaper to the top of a piece of paper. overlap torn paper strips. Trim the bottom if necessary,
- Create paper pulp with wet torn paper + glue to the tops of the waves
- Add seashells



Check out beach photos by contemporary photographer Gray Malin for inspiration

Discuss the oil + water mixture. Why don't they mix?

Learn about collage + mixed media artists. Discuss overlap and layering.

BEACH

JULY 13-17, 2020

SNACKTIVITIES

- Blue jello and graham crackers, swedish fish
- Snack on goldfish crackers
- Make a Virgin Pina Colada drink
- Make a string cheese octopus by peeling the bottom part into legs
- Boardwalk themed snacks like french fries, ice cream, cotton candy, caramel corn and salt water taffy
- Make edible sand out of crushed graham crackers, nilla wafers
- Try fish, shellfish or seaweed for dinner
-



OTHER ACTIVITIES:

- Go to the beach or the pool
- Clean the ocean sensory play. Scoop plastic trash out of the water to save the fish!
- Make an edible sand sensory bin out of crushed cheerios
- Take a virtual underwater Scuba diving field trip
- Trace the shape of a surfboard with painters tape and practice "surfing"
- Pass a beach ball back and forth. Toss it up the steps and catch it when it bounces back down
- Fill the bathtub with toy fish or stick reusable fish stickers on the tub and pretend to Scuba dive
- Have a "beach" picnic outside on a beach towel

Check out
#UREADYKIDSCAMP_BEACH
for more ideas!

BEACH

JULY 13-17, 2020

CHILDREN'S BOOKS

Mermaid School by
JoAnne Stewart Wetzel

Flotsam by David
Wiesner

*How to Code a Sand
Castle* by Josh Funk

Swimmy by Leo Lionni

The Big Book of Blue by
Yuval Zommer

The Blue Whale by Jenni
Desmond

Mr. Sea Horse by Eric
Carle

Beach Feet by Kiyomi
Konagava

*The Sandcastle that Lola
Built* by Meghan
Maynor

ONLINE RESOURCES

Virtual Swimming with Sharks from **National Geographic**
https://www.youtube.com/watch?v=rG4jSz_2HDY

Surf and Swim Yoga from **Bari Koral**
<https://www.youtube.com/watch?v=XLIXfjUztco>

Fintastic Fish Maker Game from **PBS**
<https://pbskids.org/splashandbubbles/games/fintastic-fish-maker>

The Amazing Life of Sand from **Deep Look**
<https://www.youtube.com/watch?v=VkrQ9QuKprE>

Games and activities from **The Monterey Bay Aquarium**
<https://www.montereybayaquarium.org/for-educators/curriculum-and-resources/games-and-activities>

Virtual Beach Field Trip from **Caitie's Classroom**
<https://www.youtube.com/watch?v=uZMFsnsKScC>



A B C D E F G

H I J K L M N

O P Q R S T U

V W X Y Z

