

#UREADYKIDSCAMP

# U READY KIDS CAMP



**FREE AT HOME  
SUMMER CAMP**


SENSORY PLAY, ARTS + CRAFTS, BOOKS,  
ONLINE RESOURCES + MORE!

SESSION 2-JULY 2020

# BUGS

JULY 20-24, 2020

Welcome to week 3! It is Bug Week! We will be learning all about our creepy crawly insect friends. Let's find out what makes a bug a bug. Where do bugs live, what do they eat, what kind of cool features do they have?



**1 POLLINATOR  
PRETEND PLAY**

**2 BUG  
TINKER TRAY**

**3 BUG  
SENSORY BIN**

**4 BUG HOTEL**

**5 BUILD-A-BUG  
GAME**

**6 SPIDER WEB  
LACING**

**7 CUPCAKE TIN  
BUG PRINTS**

# BUGS

## WEEKLY PLANNER

JULY 20-24, 2020

**M**

BOOK: \_\_\_\_\_

**T**

BOOK: \_\_\_\_\_

**W**

BOOK: \_\_\_\_\_

**Th**

BOOK: \_\_\_\_\_

**F**

BOOK: \_\_\_\_\_

# BUGS

JULY 20-24, 2020

## POLLINATOR PRETEND PLAY



### MATERIALS:

- Flowers (real or faux)
- [Optional] Wings

### WAYS TO PLAY:

- Make your own butterfly wings
- Create a scavenger hunt of flowers or colors of flowers to "pollinate"
- Call out commands like "Pollinate a red flower!" "Pollinate a daisy!"
- Discuss different pollinators and the plant parts needed for pollination
- Hide faux flowers around the house and have little ones search for them

## BUG TINKER TRAY



### MATERIALS:

- Play dough
- Googly eyes
- Wood rounds, sticks and/or rocks
- Other small household/crafts items
- [Optional] Glow sticks, bug figurines

### WAYS TO PLAY:

- Create beetles, butterflies and caterpillars and spiders with play dough and loose parts
- Make lightning bugs with glow sticks
- Pretend play with your bug creations
- Create a habitat for bugs



# BUGS

JULY 20-24, 2020

## BUG SENSORY BIN



### MATERIALS:

- Sensory table or large plastic bin
- Grass (real or faux)
- Tweezers or tongs
- "Worms" string or cooked spaghetti
- [Optional] plastic bugs, flowers, bottle drying rack, beads, magnifying glass

### WAYS TO PLAY:

- Rescue bugs/worms with tools or fingers
- Hide and seek bugs/worms
- Exploring with magnifying glass
- Small world play or dramatic play
- Wrap bugs into "cocoons"
- Cut your own worms

## BUG HOTEL



### MATERIALS:

- Bricks, cinder block, wood scraps
- Natural materials: bark, logs, sticks, rocks etc,

### WAYS TO CREATE:

- Build towers out of natural materials be sure to leave little holes + cracks for bugs to live
- Visit your bug hotel with a magnifying glass to see who is living there
- Practice hammering holes into a piece of wood to use in your hotel
- Paint some of the natural materials for a more colorful bug hotel
- Paint a sign for your bug hotel

# BUGS

JULY 20-24, 2020

## BUILD-A-BUG GAME



### MATERIALS:

- Dice
- Paper
- Marker
- Build A Bug printable

### WAYS TO PLAY:

- Rolling the dice and draw the corresponding bug part
- Take turns rolling dice + adding a new part
- Create the bug with play dough
- Color bugs with colored pencils or markers
- Give your crazy bug a scientific name

## SPIDER WEB LACING



### MATERIALS:

- Cardboard box with holes
- String
- Tape

[Optional] Plastic bugs


### WAYS TO PLAY:

- Wrap tape around the end of the piece of string to make it easier to thread
- String yarn through holes
- Practice scissor skills to free the bugs
- Wrap bugs in string
- Pretend play
- Decorate the box with paint sticks crayons or markers

# BUGS

JULY 20-24, 2020

## CUPCAKE TIN BUG PRINTS



### MATERIALS:

- White paper
- Cupcake tin
- Paint
- Brushes
- Q-tip
- Black Marker

[Optional] Paint Sticks, google eyes, sticker gems, glitter

### DIRECTIONS:

- Turn a cupcake tin upside down and paint the circle parts of the tin
- Add designs with a Q-tip by removing paint or by adding paint of a different color
- Press a sheet of white paper on top of the painted tin. Carefully remove paper.
- Let dry.
- Add circle heads with paint sticks or marker
- Add legs and antennas
- Sign your name!



Add google eyes or small sticker gems, or other decorations.

Look at different types of beetles for inspiration. Look at the number of legs, types of antennas, mouth parts etc.

# BUGS

JULY 20-24, 2020

## SNACKTIVITIES

- Make ants on a log with celery, peanut butter + raisins
- Make butterfly snack bags with ziploc+ clothes pin-fill with your favorite snacks
- Use free printable Cheerio placemat + complete bug activity
- Cut a paper plate like a butterfly and decorate the butterfly wings using snacks or fruit
- Pour jello in plastic straws to make jelly worms
- 



## OTHER ACTIVITIES:

- Make a bug out of recycled materials
- Catch lightning bugs in a jar at night.
- Make coffee filter + clothespin butterflies
- Make giant butterfly wings
- Make bugs out of leaves, sticks and other nature objects
- Buy a butterfly growing kit or plant a butterfly garden to observe Monarchs
- Paint with a flyswatter onto a large piece of paper
- Make a symmetry butterfly- fold a piece of paper in half + squirt different colors of paint on one side, smash two sides together + open

**Check out**  
**#UREADYKIDSCAMP\_BUGS**  
**for more ideas!**



# BUGS

JULY 20-24, 2020

## CHILDREN'S BOOKS

*Bug Hotel*  
by Clover Robin

*Big Book of Bugs*  
by Yuval Zommer

*Caterpillar and Bean*  
by Martin Jenkins

*Caterpillar to Butterfly*  
by Frances Barry

*The Very Busy Spider*  
by Eric Carle

*The Honeybee* by  
Kirsten Hall

*The Very Hungry  
Caterpillar* by Eric  
Carle

*In the Tall, Tall Grass*  
by Denise Fleming

## ONLINE RESOURCES

Free Printable Cheerio Mat from **U Ready, Teddy?**  
<https://www.ureadyteddy.com/cheerio-placemat-free-printable-2/>

Cool Bug Facts from **Nat Geo Kids**  
<https://www.natgeokids.com/uk/discover/animals/insects/15-facts-about-bugs/>

Bug Jokes from **Funology**  
<https://www.funology.com/bug-and-insectjokes/>

Virtual field trip to **Butterfly World**  
<https://www.youtube.com/watch?v=pV-Xe1H8rk>


Interactive Bug Games from **Pest World for Kids**  
<https://pestworldforkids.org/fun-games/games/>

Bug 'n Roll (Dance-A-Long) from **Pinkfong!**  
[https://www.youtube.com/watch?v=7xyXB8\\_BetQ](https://www.youtube.com/watch?v=7xyXB8_BetQ)

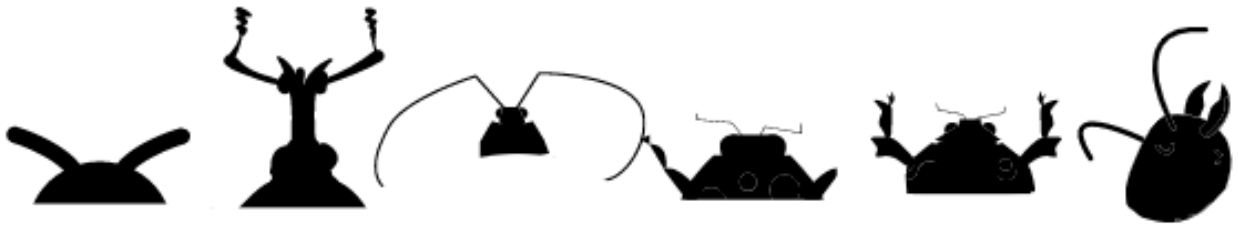
Bug Yoga from **Cosmic Kids Yoga**  
<https://www.youtube.com/watch?v=qIT-9Nnlvn0>



# BUILD-A-BUG




HEAD



EYES



BODY/  
THORAX



LEGS



OTHER

