

#UREADYKIDSCAMP

# U READY KIDS CAMP



**FREE AT HOME  
SUMMER CAMP**

SENSORY PLAY, ARTS + CRAFTS, BOOKS,  
ONLINE RESOURCES + MORE!

SESSION 2-JULY 2020

# BUBBLES

JULY 27-31, 2020

You've made it to our last week of our July session...all about bubbles! Time to get soapy, sudsy, fizzy, soapy + bubbly! We'll be playing + experimenting with all kinds of bubbles, bubble soap + bubble blowers and even edible bubbles. We'll also explore some creative uses for plastic bubble wrap!

**1 CAR WASH  
DRAMATIC PLAY**

**2 BUBBLE BATH  
DOUGH**

**3 BUBBLY  
SENSORY BIN**

**4 BUBBLE WAND  
CRAFT**

**5 GIANT BUBBLES**

**6 BUBBLE WRAP  
POP**

**7 BUBBLE  
PAINTING**



# BUBBLES

## WEEKLY PLANNER

JULY 27-31, 2020

**M**

BOOK: \_\_\_\_\_

**T**

BOOK: \_\_\_\_\_

**W**

BOOK: \_\_\_\_\_

**Th**

BOOK: \_\_\_\_\_

**F**

BOOK: \_\_\_\_\_

# BUBBLES

JULY 27-31, 2020

## CAR WASH DRAMATIC PLAY



### MATERIALS:

- Soap
- Sponge
- Old toothbrush
- Towel
- Car (real, kid-sized or toy)

[Optional] garden hose, name tag, paint or mud to cover car

### WAYS TO PLAY:

- Create a kiddie car wash to drive a kid-sized car through
- Wash a real car, a kid car or toy cars
- Sensory play in the water + bubbles
- Practice car related vocabulary
- Pretend to talk to "customers"

## BUBBLE BATH PLAY DOUGH



### MATERIALS:

- 1/4 c Bubble Bath
- 1 tsp Coconut Oil
- 1/4 c Corn Starch
- 1/4 c Coconut Flour (or sub an extra 1/4c of corn starch)

[Optional] fragrance, food coloring

\*Combine all ingredients until dough forms


### WAYS TO PLAY:

- Stick dough to the sides of the tub to make words or pictures
- Use dough with other tub toys or bath-safe loose parts
- Free play

# BUBBLES

JULY 27-31, 2020

## BUBBLY SENSORY BIN



### MATERIALS:

- Sensory table or large plastic bin
- Soap or bubble solution
- Water
- Kitchen tools, scoops, straws etc.
- [Optional] water beads, food dye, bubble wands, soda bottle covered in a sock

### WAYS TO PLAY:

- Use assorted kitchen tools to make bubbles
- Scoop + pour into containers
- Pour bubbles in outside water table
- Use with bubble wand craft
- Make a long bubble snake with a soda bottle covered in a tube sock

## BUBBLE WAND CRAFT



### MATERIALS:

- Wire (pipe cleaners or Twisteez)
- Plastic straws
- Beads
- [Optional] string, tape, ribbon

### WAYS TO CREATE:

- Add beads and ribbon
- Shape wire into cool shapes
- Tape straws together to make a bubble shooter
- Thread a large loop of string between two straws for a giant bubble blower.
- Decorate straws by wrapping with wire + beads
- Use letter beads to personalize
- Decorate jar of bubble solution



# BUBBLES

JULY 27-31, 2020

## GIANT BUBBLES




### MATERIALS:

- 1 tbsp baking powder
- 4 tsps guar gum
- 1 c blue Dawn dish soap
- 1 gallon (16 c) water

### WAYS TO PLAY:

- Experiment with different bubble recipes to see what makes the best bubbles
- Discover the most successful method to blow the giant bubbles
- Time how long the giant bubbles stay in the air. Who can keep it in the air the longest?
- Pop the giant bubbles

## BUBBLE WRAP POP



### MATERIALS:

- Bubble wrap
- [Optional] stickers, marker, flash cards


### WAYS TO PLAY:

- Pop bubbles to make a design
- Call out letters like Bingo. Winners need 5 in a row
- Write letters on the bubbles + pop all of the vowels, or the letters in their name or the letter on a flash card
- Create patterns on the bubble wrap with markers or stickers
- Peel off stickers
- Color bubbles + pop certain colors

# BUBBLES

JULY 27-31, 2020

## BUBBLE PRINTS



### MATERIALS:

- Bubble wrap
- Paint
- Paper
- Brush or roller

### DIRECTIONS:

- Use different types of bubble wrap for a more interesting print
- Tape bubble wrap to table or a tray
- Paint bubble wrap with brush or roller
- Press paper to the bubble wrap, Peel.
- Let dry while printing other papers.
- Once prints are dry, add new layers with other colors of bubble printing



Tape around the edges of the paper with painters tape to leave a clean white border or mount prints to black paper when finished.

Use printed papers to create small folded cards or wrapping paper.

Add another layer on top of bubble print by adding alphabet stamps, stickers, glitter, metallic marker or handprint

Instead of printmaking with bubble wrap try using a straw to blow bubbles into paint mixed with dish soap/water + pressing a piece of paper on top

# BUBBLES

JULY 27-31, 2020

## SNACKTIVITIES

- Make your own fizzy drinks with flavored seltzer and fresh fruit
- Try making bubble tea with tapioca beads and milk "tea"
- Make a rootbeer or orange soda float
- Bake cheesy garlic bubble bread
- Blow bubbles in chocolate milk!
- Use molecular gastronomy to make jello bubbles using juice, gelatin and vegetable oil
- Bubble gum for older kids!
- 



## OTHER ACTIVITIES:

- Play outside with bubble blowers or a bubble machine
- Make bubbly soap foam in the blender with dish soap, food coloring and water
- Cut a soda bottle in half to make a giant bubble blower
- Add food dye to bubble solution and blow bubbles on to a big sheet of paper
- Draw a bubble on black paper using colored pencils
- Take a bubble bath
- Can you catch a bubble in your hand without it popping? Try a wet hand, soapy hand, dry hand or wearing a glove.
- Stomp on bubble wrap
- Wrap bubble wrap around two posts or trees to create an outdoor easel
- Play with waterbead "bubbles"

**Check out**  
**#UREADYKIDSCAMP\_BUBBLES**  
**for more ideas!**



# BUBBLES

JULY 27-31, 2020

## CHILDREN'S BOOKS

*Trouble Gum* by  
Matthew Cordell

*Bubble Homes and Fish  
Farts* by Fiona Bayrock

*Where a Bubble Goes*  
by Natalie Hunter

*Bubble Kisses* by  
Vanessa Williams

*Bubble Gum, Bubble  
Gum* by Lisa Wheeler

*The Big Bad Bubble* by  
Adam Rubin

*The Pigeon Needs a  
Bath* by Mo Willems

*Curly's Fun with  
Bubbles* by Sherry  
Boddie

## ONLINE RESOURCES

Fruity Bubble Tea Recipe from **Kids Activities Blog**  
<https://kidsactivitiesblog.com/52134/fruity-bubble-tea-play-drinking>

Edible Jello Bubbles from **Makezine**  
<https://makezine.com/projects/juicy-edible-gelatin-dots/>

DIY Kiddie Car Wash from **HGTV Happy**  
[https://www.youtube.com/watch?v=icfLea5t\\_C0](https://www.youtube.com/watch?v=icfLea5t_C0)

Bubble Song from **The Kiboomers**  
<https://www.youtube.com/watch?v=HRwUMD8UQK4>

Curious George Bubble Pop Game from **PBS**  
<https://pbskids.org/curiousgeorge/busyday/bubbles>

Bubble Wrap Impressionist Painter from **Insider**  
<https://www.youtube.com/watch?v=TeFzpshBwwk>

